


















## 1916 Presidential General Election Results

Note: The Google advertisement links below may advocate political positions that this site does not endorse.


	Presidential Candidate	Vice Presidential Candidate	Political Party	Popular Vote		Electoral Vote	
	Woodrow Wilson	Thomas Marshall	Democratic	9,130,861	49.25%	277	52.2%
	Charles Hughes	Charles Fairbanks	Republican	8,549,700	46.11%	254	47.8%
	Allan Benson	George Kirkpatrick	Socialist	590,190	3.18%	0	0.0%
	James Hanly	Ira Landrith	Prohibition	221,302	1.19%	0	0.0%
	No Candidate	-	Progressive	33,399	0.18%	0	0.0%
	Arthur Reimer	Caleb Harrison	Socialist Labor	15,295	0.08%	0	0.0%
	Write-ins	-	-	565	0.00%	0	0.0%
	Total			18,541,312		531	




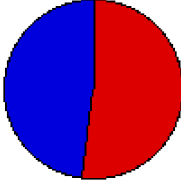
**Map Key**

> 40%		
> 50%		
> 60%		
> 70%		-
> 80%		-
> 90%		-

**Turnout**







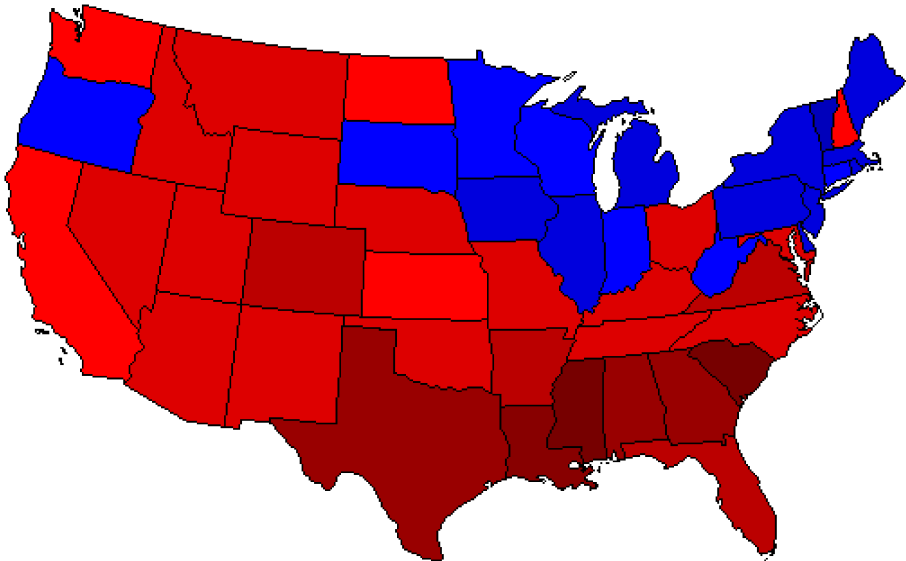
**Maps**

[Elect Vote](#)

[Home St.](#)

[Swing](#)

[Trend](#)



- Data and Statistics:**
- [Popular Vote State-Level Data \(Table\)](#)
    - [Popular Vote State-Level Data \(Graphs\)](#)
    - [Electoral Vote State-Level Data](#)
    - [Election 1916 Statistics](#)
  - [Compare National Data by Year \(Table\)](#)
    - [Compare National Data by Year \(Graphs\)](#)
    - [Compare National Maps by Year](#)
    - [National JavaCompare!](#)
    - [Data Sources for Popular Vote](#)